

DENOMINACION SHEET TITLE TITRE DE LA FEUILLE BLATT-TITEL TITOLO DEL FOGLIO	REFERENCIA DE HOJA SHEET REFERENCE NO. DE REF. DE LA FEUILLE BLATT-BEZUGSNUMMER RIFERIMENTO DEL FOGLIO	N. DE HOJAS PAGE NUMBER FEUILLE NO. SEITEN-NUMMER N° FOGLI
CIRCUITO DE POTENCIA POWER CIRCUIT CIRCUIT DE PUISSANCE BETRIEBSSTROMKREIS CIRCUITO D'ALIMENTAZIONE	HOJAS 2 SHEETS 2 FEUILLES 2 BLATTER 2 FOGLIO 2	1
CIRCUITO CONTROL CONTROL CIRCUIT CIRCUIT DE COMMANDE STEUERSTROMKREIS CIRCUITO DI CONTROLLO	HOJAS 3 SHEETS 3 FEUILLES 3 BLATTER 3 FOGLIO 3	1
TERMINALES Y CABLES TERMINALS AND CABLES BORNES ET FILS KLEMMEN UND KABEL MORSETTI E CAVI	HOJAS 4 SHEET 4 FEUILLE 4 BLATT 4 FOGLIO 4	1



ESQUEMA ELECTRICO
WIRING DIAGRAM
SCHEMA DE CABLAGE
SCHALTPLAN
SCHEMA ELETTRICO

30RB026C0
30RB033C0

NOTAS - NOTES - REMARQUES - ANMERKUNGEN - NOTE

- BORNES CUADRO PRINCIPAL
MAIN ELECTRICAL BOX TERMINALS
BORNES DU COFFRET ELECTRIQUE PRINCIPAL
HAUPT-REGELABTEIL-KLEMMEN
MORSETTI DEL QUADRO ELETTRICO PRINCIPALE
- ◻ BORNES EN CAJAS DE INTERCONEXION
JUNCTION BOX TERMINALS
BORNES DE LA BOITE DE DERIVATION
ANSCHLUSSKASTEN-KLEMMEN
MORSETTI NELLA SCATOLA ELETTRICA COMPRESSORE
- CABLEADO REALIZADO EN FACTORIA
FACTORY WIRING
CABLAGE D'USINE
WERKSEITIGE VERDRAHTUNG
COLLEGAMENTI ESEGUITI IN FABBRICA
- - CABLEADO OPCIONALES
WIRING, OPTIONS
CABLAGE, OPTIONS
VERDRAHTUNG, OPTIONEN
COLLEGAMENTI, OPZIONI
- - - CABLEADO A REALIZAR POR EL INSTALADOR
FIELD WIRING
CABLAGE REALISE SUR SITE
BAUSEITIGE VERDRAHTUNG
COLLEGAMENTI DA ESEGUIRSI IN CANTIERE A CURA DI TERZI

B036896H02_-

Questo disegno è di proprietà della Carrier S.p.A. Tutti gli usi sono proibiti, tranne se su suo consenso scritto.

DATA	18/06/2013
DIS	riboldi_g
CONTR	
N° PCA	968



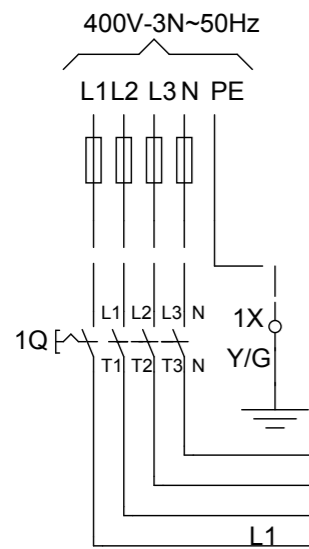
Carrier S.p.A.
Via R. Sanzio, 9
20058 Villasanta (MI) - Italy

TITOLO	WIRING DIAGRAM
	30RB026_033C0

CODICE	B036896H02
REV.	-
STATO	RILASCIATO

PAG. 1
8 PG

PCA	DESCRIZIONE MODIFICA	DATA	DIS	CON	SUB



- LEYENDA**
- 1C CONDENSADOR MOTOR VENTILADOR
 - 2C CONDENSADOR MOTOR VENTILADOR
 - 1EC COMPRESOR
 - 1EH CALENTADOR DE CARTER COMPRESOR
 - 41EH CALENTADOR EVAPORADOR
 - 90EH CALENTADOR CIRCUITO DE AGUA
 - 91EP BOMBA DE AGUA
 - 11EV VENTILADOR AXIAL
 - 12EV VENTILADOR AXIAL
 - 91FR RELE TERMICO BOMBA DE AGUA
 - 1KM CONTACTOR COMPRESOR
 - 91KM CONTACTOR BOMBA DE AGUA EVAPORADOR
 - 11KM CONTACTOR VENTILADORES, VELOCIDAD BAJA
 - 12KM CONTACTOR VENTILADORES, VELOCIDAD ALTA
 - 41K RELE CALENTADORES
 - 1Q INTERRUPTOR GENERAL
 - 90SP INTERRUPTOR DE FLUJO BOMBA DE AGUA
 - 1TC TRANSFORMADOR DE CIRCUITO DE CONTROL ELECTRONICO

- LEGEND**
- CONDENSER FAN
 - CONDENSER FAN
 - COMPRESSOR
 - COMPRESSOR CRANKCASE HEATER
 - EVAPORATOR HEATER
 - WATER CIRCUIT HEATER
 - WATER PUMP
 - AXIAL FAN
 - AXIAL FAN
 - THERMAL RELAY WATER PUMP CONTACTOR
 - COMPRESSOR CONTACTOR
 - COOLER WATER PUMP CONTACTOR
 - CONTACTOR FAN, LOW SPEED
 - CONTACTOR FAN, HIGH SPEED
 - HEATER CONTROL RELAY
 - MAIN SWITCH
 - WATER PUMP FLOW SWITCH
 - ELECTRONIC CONTROL CIRCUIT TRANSFORMER

- LEGENDE**
- VENTILATEUR CONDENSEUR
 - VENTILATEUR CONDENSEUR
 - COMPRESSEUR
 - RECHAUFFEUR DE CARTER COMPRESSEUR
 - RECHAUFFEUR EVAPORATEUR
 - RECHAUFFEUR CIRCUIT EAU EVAPORATEUR
 - POMPE A EAU
 - VENTILATEUR AXIAL
 - VENTILATEUR AXIAL
 - RELAIS THERMIQUE POMPE A EAU
 - CONTACTEURS COMPRESSEUR
 - CONTACTEUR POMPE D'EAU EVAPORATEUR
 - CONTACTEUR VENTILATEUR BASSE VITESSE
 - CONTACTEUR VENTILATEUR HAUTE VITESSE
 - RELAIS COMMANDE RECHAUFFEUR
 - INTERRUPTEUR PRINCIPAL
 - DETECTEUR DEBIT D'EAU POMPE
 - TRANSFORMATEUR DU CIRCUIT DE COMMANDE ELECTRONIQUE

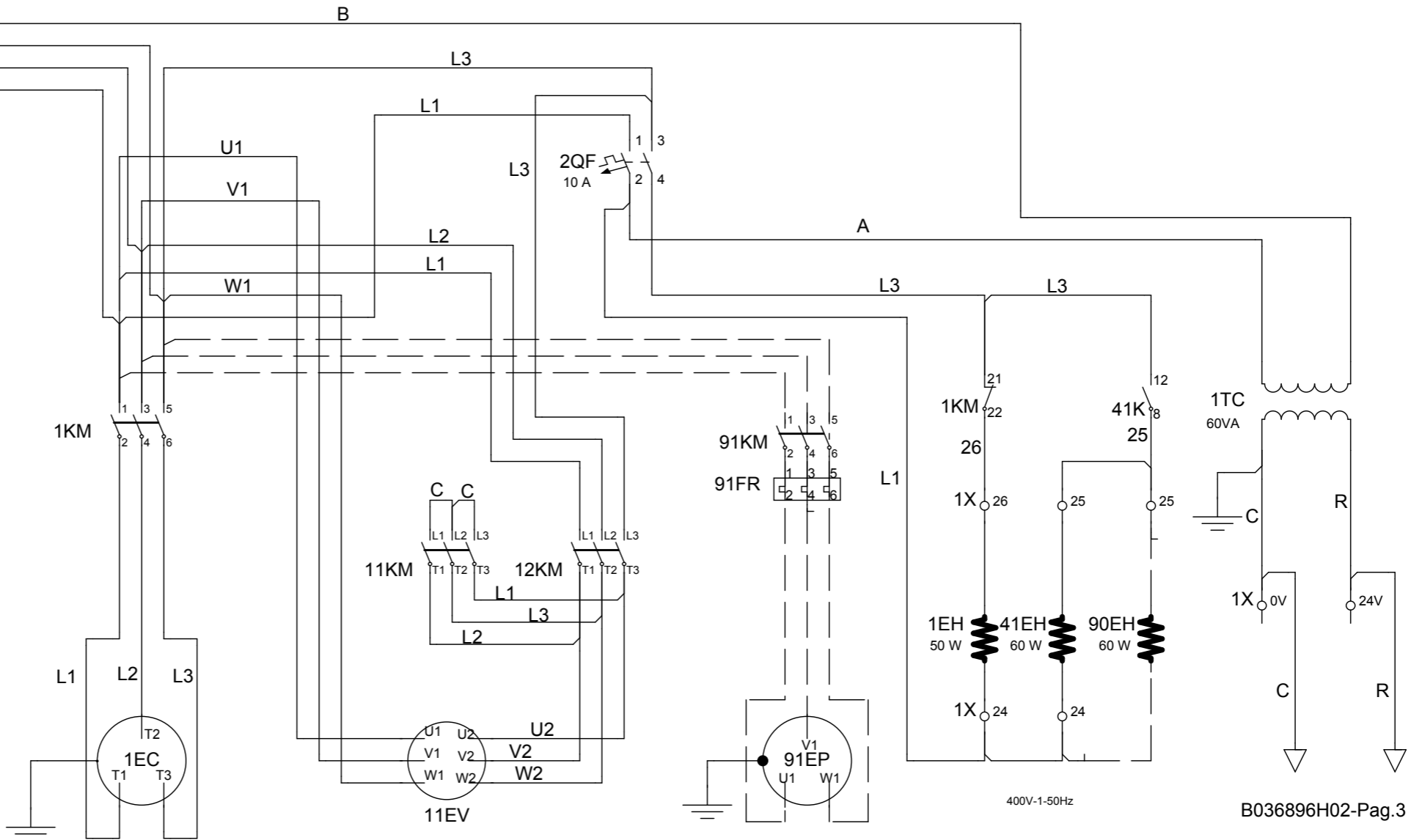
- BEZEICHNUNG**
- VENTILATOR-KONDENSATOR
 - VENTILATOR-KONDENSATOR
 - VERDICHTER
 - VERDICHTER-KURBELWANNENHEIZUNG
 - VERDAMPFERHEIZUNG
 - HEIZUNG, WASSERKREISLAUF
 - WASSERPUMPE
 - AXIALVENTILATOR
 - AXIALVENTILATOR
 - WARMESCHUTZ WASSERPUMPENMOTOR
 - VERDICHTERSCHOTZ
 - KOHLERWASSERPUMPEN-SCHOTZ
 - VENTILATOR TIEFGESCHWINDIGKEIT SCHOTZ
 - VENTILATOR HOCHGESCHWINDIGKEIT SCHOTZ
 - HEIZUNGS-REGELRELAIS
 - HAUPTSCHALTER
 - STROMUNGWAECHTER WASSERPUMPE
 - ELEKTRONISCHER STEUERSTROMKREIS-TRANSFORMATOR

- LEGENDA**
- CONDENSATORE MOTORE VENTILATORE
 - CONDENSATORE MOTORE VENTILATORE
 - COMPRESSORE
 - ELETTORISCALDATORE CARTER COMPRESSORE
 - ELETTORISCALDATORE EVAPORATORE
 - ELETTORISCALDATORE CIRCUITO ACQUA
 - POMPA ACQUA
 - VENTILATORE ELICOIDALE
 - VENTILATORE ELICOIDALE
 - RELE' TERMICO POMPA ACQUA
 - CONTATTORE DEL COMPRESSORE
 - CONTATTORE POMPA ACQUA
 - CONTATTORE VENTILATORE BASSA VELOCITA'
 - CONTATTORE VENTILATORE ALTA VELOCITA'
 - RELE' DI CONTROLLO ELETTORISCALDATORI
 - INTERRUTTORE GENERALE
 - FLUSSOSTATO POMPA ACQUA
 - TRASFORMATORE CIRCUITO ELETTRONICO DI CONTROLLO

SECCIONES CABLES-WIRE SECTIONS SECTIONS CABLES-KABELQUERSCHNIT SEZIONE CAVI	30RB026	30RB033
400V-3N~ -50Hz	16mm ²	16mm ²

INTENSIDAD MAXIMA MOTOR-MAXIMUM MOTOR CURRENT INTESITE'MAXIMUM DU MOTEUR-MAXIMALER MOTORSTROM MASSIMA CORRENTE ASS.DEL MOTORE	30RB026	30RB033	30RBY026 30RBY033
400V-3~ -50Hz	1EC	21A	25A
	91EP	2,5A	2,5A
	11EV	2A	2A
			5A

Ir RELE' TERMICO-THERMAL RELAY Ir RELAIS THERMIQUE Ir-WARMERELAIS Ir RELE' TERMICO Ir	30RB026	30RB033
400V-3~ - 50Hz	91FR	2,6A
		2,6A



VER INSTRUCCIONES DE INSTALACION
SEE INSTALLATION/OPERATION MANUAL (IOM)
VOIR MANUEL D'INSTALLATION/DE FONCTIONNEMENT
SIEHE INSTALLATIONS/BETRIEBS-HANDBUCH (IOM)
VEDERE MANUALE D'INSTALLAZIONE (IOM)

B036896H02-Pag.3

B036896H02_-

Questo disegno è di proprietà della Carrier S.p.A. Tutti gli usi sono proibiti, tranne se su suo consenso scritto.

DATA	20/06/2013
DIS	riboldi_g
CONTR	
N° PCA	968



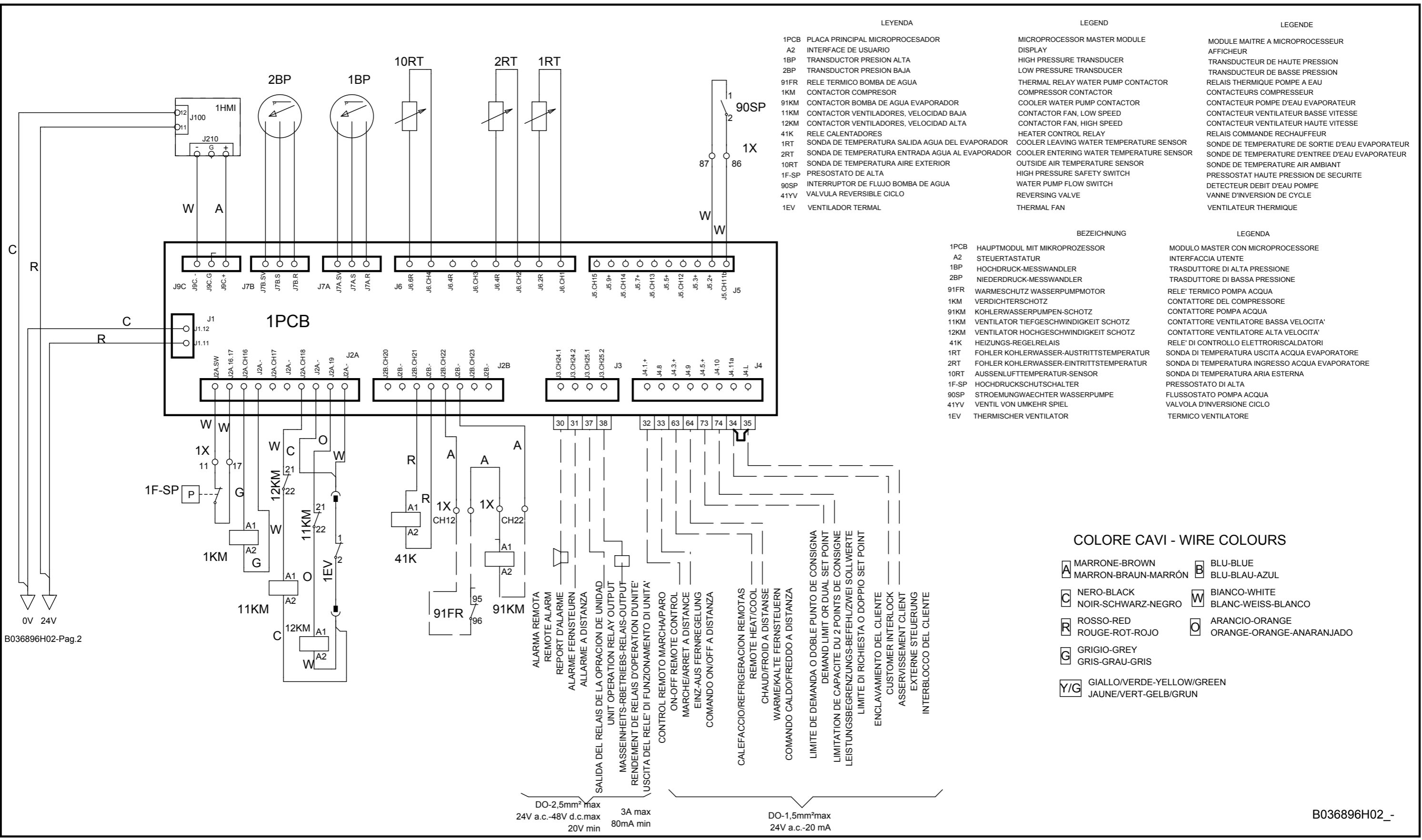
Carrier S.p.A.
Via R. Sanzio, 9
20058 Villasanta (MI) - Italy

TITOLO	WIRING DIAGRAM
	30RB026_033C0

CODICE	B036896H02	REV.	-
STATO	RILASCIATO	PAG.	2

8 PG

PCA	DESCRIZIONE MODIFICA	DATA	DIS	CON	SUB



B036896H02-Pag.2

DO-2,5mm² max
24V a.c.-48V d.c.max
20V min

3A max
80mA min

DO-1,5mm²max
24V a.c.-20 mA

Questo disegno è di proprietà della Carrier S.p.A. Tutti gli usi sono proibiti, tranne se su suo consenso scritto.

DATA	18/06/2013
DIS	riboldi_g
CONTR	<i>[Signature]</i>
N° PCA	968




Carrier S.p.A.
Via R. Sanzio, 9
20058 Villasanta (MI) - Italy

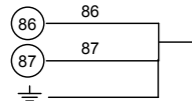
TITOLO
WIRING DIAGRAM
30RB026_033C0

CODICE	B036896H02	REV.	-
STATO	RILASCIATO	PAG.	3

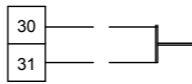
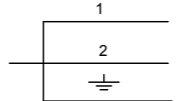
BORNE	MARCA CABLE	FUNCIÓN	BORNE	DESTINO	BORNE	FUNCIÓN
TERMINAL	CABLE MARK	FUNCTION	TERMINAL	DESTINATION	TERMINAL	FUNCTION
BORNIER	REPERAGE CABLE	FONCTION	BORNIER	DESTINATION	BORNIER	FONCTION
KLEMME	KABEL-MARKIERUNG	FUNKTION	KLEMME	ANSCHLUSSORT	KLEMME	FUNKTION
MORSETTO	MARCATURA CAVI	FUNZIONE	MORSETTO	SCOPO	MORSETTO	FUNZIONE



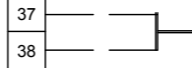
PRESOSTATO DE ALTA 1F-SP
HIGH PRESSURESTAT 1F-SP
PRESSOSTAT DE HAUTE PRESSION 1F-SP
HOCHDRUCKSCHALTER 1F-SP
PRESOSTATO DI ALTA 1F-SP



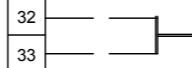
INTERRUPTOR DE FLUJO 90SP
WATER FLOW SWITCH 90SP
INTERRUPTEUR DE DEBIT D'EAU 90SP
WASSERSTRUMUNGSSCHALTER 90SP
FLUSSOSTATO ACQUA 90SP



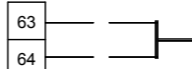
ALARMA REMOTA
REMOTE ALARM
REPORT D'ALARME
ALARME FERNSTEUERN
ALLARME A DISTANZA



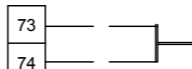
CONTROL DE CALDERA
BOILER CONTROL
COMMANDE CHAUDIERE
SCHALTKNOPF HEIZKESSEL
CONTROLLO CALDAIA



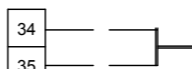
CONTROL REMOTO MARCHA/PARO
ON-OFF REMOTE CONTROL
MARCHE/ARRET A DISTANCE
EINZ-AUS FERNREGELUNG
COMANDO ON/OFF A DISTANZA



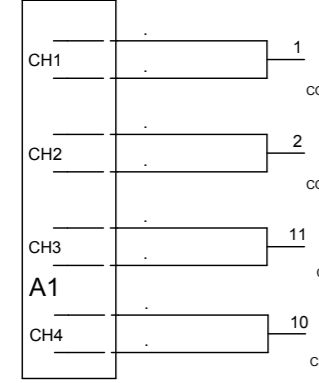
CALEFACCION/REFRIGERACION REMOTAS
REMOTE HEAT/COOL
CHAUDFROID A DISTANCE
WARME/KALTE FERNSTEUERN
COMANDO CALDO/FREDDO A DISTANZA



LIMITE DE DEMANDA O DOBLE PUNTO DE CONSIGNA
DEMAND LIMIT OR DUAL SET POINT
LIMITATION DE CAPACITE OU 2 POINTS DE CONSIGNE
LEISTUNGSBEGRENZUNGS-BEFEHL / ZWEI SOLLWERTE
LIMITE DI RICHIESTA O DOPPIO SET POINT



ENCLAVAMIENTO DEL CLIENTE
CUSTOMER INTERLOCK
ASSERVISSEMENT CLIENT
EXTERNE STEUERUNG
INTERBLOCCO DEL CLIENTE



CONEXION SONDA TEMPERATURA 1RT
CONNECTION TEMPERATURE SENSOR 1RT
RACCORDEMENT SONDE TEMPERATURE 1RT
TEMPERATURESENSORANSCHLUSS 1RT
COLLEGAMENTO DELLA SONDA DI TEMPERATURA 1RT

CONEXION SONDA TEMPERATURA 2RT
CONNECTION TEMPERATURE SENSOR 2RT
RACCORDEMENT SONDE TEMPERATURE 2RT
TEMPERATURESENSORANSCHLUSS 2RT
COLLEGAMENTO DELLA SONDA DI TEMPERATURA 2RT

CONEXION SONDA DE DESESCARCHE 11RT
CONNECTION DEFROST TEMPERATURE SENSOR 11RT
RACCORDEMENT SONDE DE DEVIVRAGE 11RT
SENSORANSCHLUSS 11RT
COLLEGAMENTO SONDA DI SBRINAMENTO 11RT

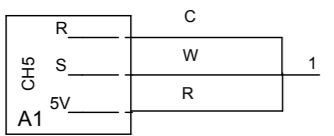
CONEXION SONDA TEMPERATURA 10RT
CONNECTION TEMPERATURE SENSOR 10RT
RACCORDEMENT SONDE TEMPERATURE 10RT
TEMPERATURESENSORANSCHLUSS 10RT
COLLEGAMENTO DELLA SONDA DI TEMPERATURA 10RT

SALIDA AGUA EVAPORADOR
COOLER OUTLET WATER
SORTIE EAU EVAPORATEUR
KÜHLERWASSER-AUSTRITT
USCITA ACQUA DALL'EVAPORATORE

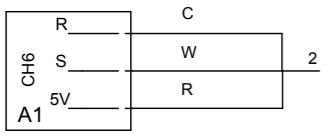
ENTRADA AGUA EVAPORADOR
COOLER INLET WATER
ENTREE EAU EVAPORATEUR
KÜHLERWASSER-EINTRITT
INGRESSO ACQUA NELL'EVAPORATORE

DESESCARCHE
DEFROST TEMPERATURE
DEGIVRAGE
VON ABTAUEN
SBRINAMENTO

TEMPERATURA AIRE EXTERIOR
AMBIENT OR OUTSIDE AIR TEMPERATURE
TEMPERATURE AIR AMBIANT DU EXTERIEUR
UMGEBUNGS- ODER AUSSENLUFTTEMPERATUR
TEMPERATURA ARIA ESTERNA



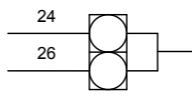
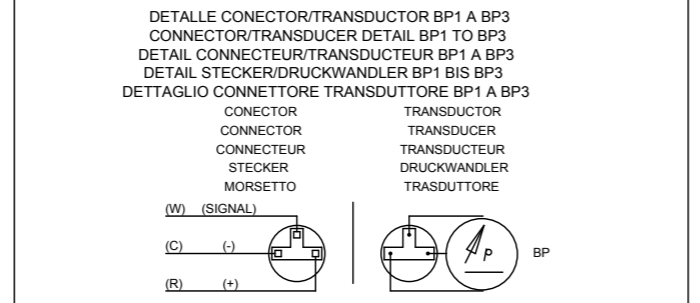
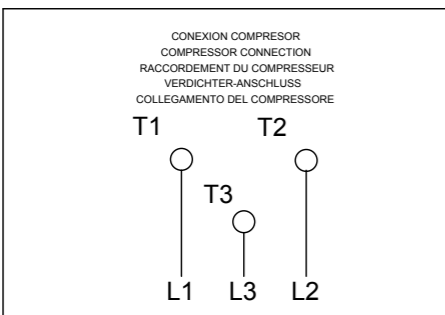
PRESION DE DESCARGA COMPRESOR 1BP
DISCHARGE PRESSURE COMPRESSOR 1BP
PRESSION REFOULEMENT COMPRESSEUR 1BP
VERDICHUNGSDRUCK COMPRESOR 1BP
PRESSIONE DI MANDATA COMPRESORE 1BP



PRESION DE ASPIRACION COMPRESOR 3BP
SUCTION PRESSURE COMPRESSOR 3BP
PRESSION ASPIRATION COMPRESSEUR 3BP
SAUGDRUCK COMPRESOR 3BP
PRESSIONE D'ASPIRAZIONE COMPRESORE 3BP

WIRE COLORS

- R- ROSSO-RED-ROUGE-ROT
- W- BIANCO-WHITE-BLANC-WEISS
- C- NERO-BLACK-NOIR-SCHWARZ



ALIMENTACION CALENTADOR DE CARTER (CAJA BORNAS COMPRESOR) 400V/230V SEGUN ESQUEMA DE CONEXION
CRANKCASE HEATER SUPPLY (COMPRESSOR BOX) 400V/230V ACCORDING TO WIRING DIAGRAM
ALIMENTATION RECHAUFFEUR DE CARTER (BOÎTE COMPRESSEUR) 400V/230V AU SCHEMA DE CABLAGE
EINSPEISUNG KURBELWANNENHEIZUNG (ANSCHLUSSKASTEN KOMPRESSORMOTOR) 400V/230V GEMAB SCHALTPLAN
ALIMENTAZIONE DELL'ELETTORISCALDATORE DEL CARTER (SCATOLA ELETTRICA COMPRESORE) 400V/230V COME SCHEMA ELETTRICO

OPCIONAL - OPTIONAL - OPTION - WAHLWEISE - OPTIONAL

B036896H02_