

DENOMINACION SHEET TITLE TITRE DE LA FEUILLE BLATT-TITEL TITOLO DEL FOGLIO	REFERENCIA DE HOJA SHEET REFERENCE NO. DE REF. DE LA FEUILLE BLATT-BEZUGSNUMMER RIFERIMENTO DEL FOGLIO	N. DE HOJAS PAGE NUMBER FEUILLE NO. SEITEN-NUMMER N° FOGLI
CIRCUITO DE POTENCIA POWER CIRCUIT CIRCUIT DE PUISSANCE BETRIEBSSTROMKREIS CIRCUITO D'ALIMENTAZIONE	HOJAS 2 SHEETS 2 FEUILLES 2 BLATTER 2 FOGLIO 2	1
CIRCUITO CONTROL CONTROL CIRCUIT CIRCUIT DE COMMANDE STEUERSTROMKREIS CIRCUITO DI CONTROLLO	HOJAS 3 SHEETS 3 FEUILLES 3 BLATTER 3 FOGLIO 3	1
TERMINALES Y CABLES TERMINALS AND CABLES BORNES ET FILS KLEMMEN UND KABEL MORSETTI E CAVI	HOJAS 4 SHEET 4 FEUILLE 4 BLATT 4 FOGLIO 4	1



ESQUEMA ELECTRICO
WIRING DIAGRAM
SCHEMA DE CABLAGE
SCHALTPLAN
SCHEMA ELETTRICO

30RBY017C0
30RBY021C0

NOTAS - NOTES - REMARQUES - ANMERKUNGEN - NOTE

- BORNES CUADRO PRINCIPAL
MAIN ELECTRICAL BOX TERMINALS
BORNES DU COFFRET ELECTRIQUE PRINCIPAL
HAUPT-REGELABTEIL-KLEMMEN
MORSETTI DEL QUADRO ELETTRICO PRINCIPALE
- ◻ BORNES EN CAJAS DE INTERCONEXION
JUNCTION BOX TERMINALS
BORNES DE LA BOITE DE DERIVATION
ANSCHLUSSKASTEN-KLEMMEN
MORSETTI NELLA SCATOLA ELETTRICA COMPRESSORE
- CABLEADO REALIZADO EN FACTORIA
FACTORY WIRING
CABLAGE D'USINE
WERKSEITIGE VERDRAHTUNG
COLLEGAMENTI ESEGUITI IN FABBRICA
- - CABLEADO OPCIONALES
WIRING, OPTIONS
CABLAGE, OPTIONS
VERDRAHTUNG, OPTIONEN
COLLEGAMENTI, OPZIONI
- - - CABLEADO A REALIZAR POR EL INSTALADOR
FIELD WIRING
CABLAGE REALISE SUR SITE
BAUSEITIGE VERDRAHTUNG
COLLEGAMENTI DA ESEGUIRSI IN CANTIERE A CURA DI TERZI

B036690H02_-

Questo disegno è di proprietà della Carrier S.p.A. Tutti gli usi sono proibiti, tranne se su suo consenso scritto.

DATA	18/06/2013
DIS	riboldi_g
CONTR	
N° PCA	968



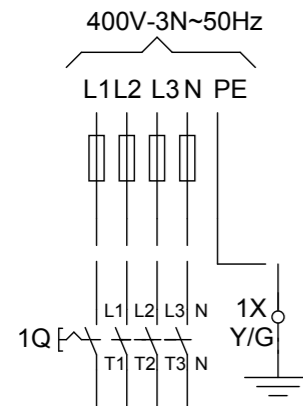
Carrier S.p.A.
Via R. Sanzio, 9
20058 Villasanta (MI) - Italy

TITOLO	WIRING DIAGRAM
	30RBY017_021_0B

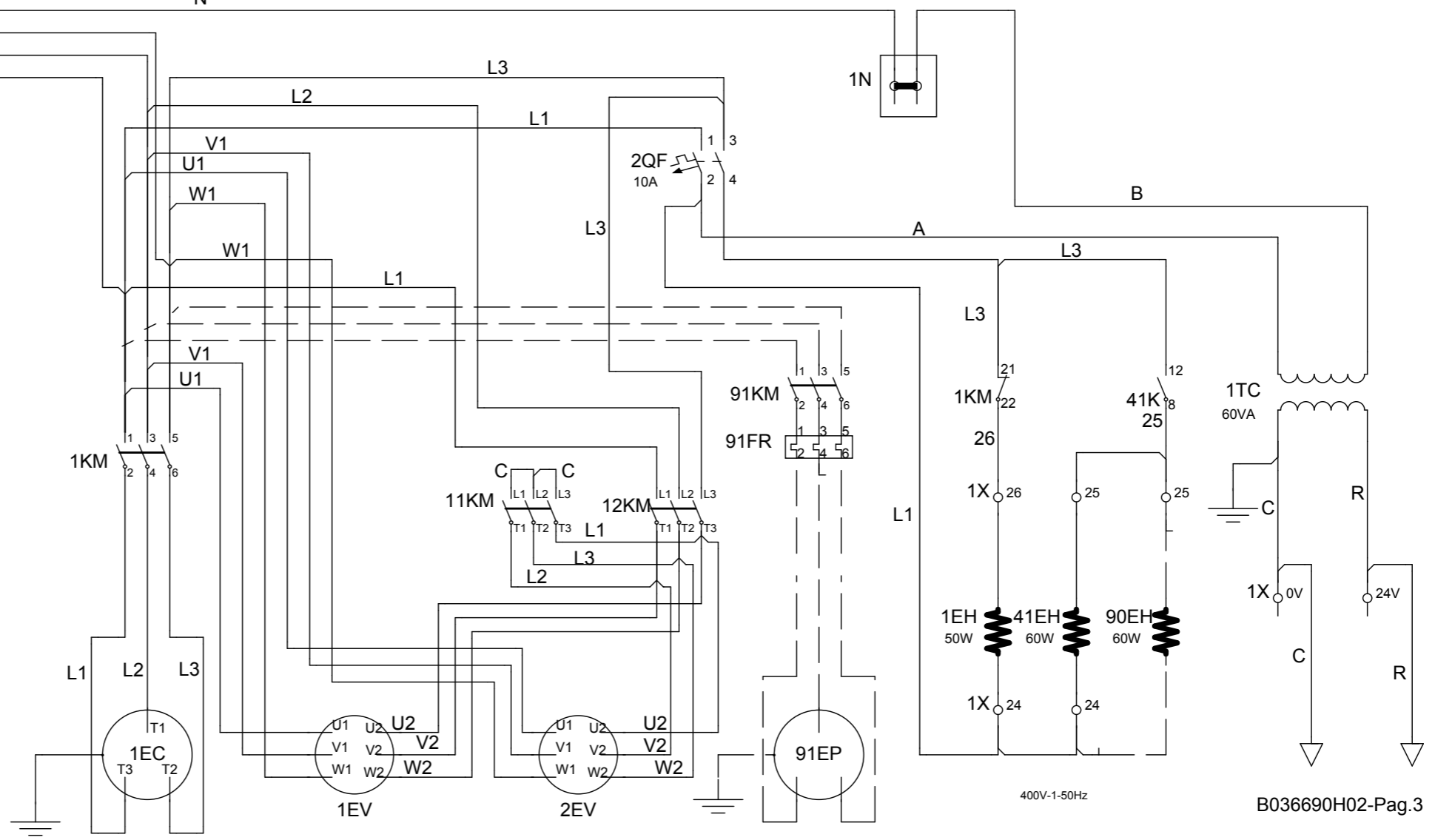
CODICE	B036690H02
STATO	RILASCIATO

REV.	-
PAG.	1
	8 PG

PCA	DESCRIZIONE MODIFICA	DATA	DIS	CON	SUB



- | | | | | |
|--|--|--|---|--|
| LEYENDA | LEGEND | LEGENDE | BEZEICHNUNG | LEGENDA |
| 1C CONDENSADOR MOTOR VENTILADOR | CONDENSER FAN | VENTILATEUR CONDENSEUR | VENTILATOR-KONDENSATOR | CONDENSATORE MOTORE VENTILATORE |
| 2C CONDENSADOR MOTOR VENTILADOR | CONDENSER FAN | VENTILATEUR CONDENSEUR | VENTILATOR-KONDENSATOR | CONDENSATORE MOTORE VENTILATORE |
| 1EC COMPRESOR | COMPRESSOR | COMPRESSEUR | VERDICHTER | COMPRESSORE |
| 1EH CALENTADOR DE CARTER COMPRESOR | COMPRESSOR CRANKCASE HEATER | RECHAUFFEUR DE CARTER COMPRESSEUR | VERDICHTER-KURBELWANNENHEIZUNG | ELETTORISCALDATORE CARTER COMPRESSORE |
| 41EH CALENTADOR EVAPORADOR | EVAPORATOR HEATER | RECHAUFFEUR EVAPORATEUR | VERDAMPFERHEIZUNG | ELETTORISCALDATORE EVAPORATORE |
| 90EH CALENTADOR CIRCUITO DE AGUA | WATER CIRCUIT HEATER | RECHAUFFEUR CIRCUIT EAU EVAPORATEUR | HEIZUNG, WASSERKREISLAUF | ELETTORISCALDATORE CIRCUITO ACQUA |
| 91EP BOMBA DE AGUA | WATER PUMP | POMPE A EAU | WASSERPUMPE | POMPA ACQUA |
| 11EV VENTILADOR AXIAL | AXIAL FAN | VENTILATEUR AXIAL | AXIALVENTILATOR | VENTILATORE ELICOIDALE |
| 12EV VENTILADOR AXIAL | AXIAL FAN | VENTILATEUR AXIAL | AXIALVENTILATOR | VENTILATORE ELICOIDALE |
| 91FR RELE TERMICO BOMBA DE AGUA | THERMAL RELAY WATER PUMP CONTACTOR | RELAIS THERMIQUE POMPE A EAU | WARMESCHUTZ WASSERPUMP MOTOR | RELE' TERMICO POMPA ACQUA |
| 1KM CONTACTOR COMPRESOR | COMPRESSOR CONTACTOR | CONTACTEURS COMPRESSEUR | VERDICHTERSCHOTZ | CONTATTORE DEL COMPRESSORE |
| 91KM CONTACTOR BOMBA DE AGUA EVAPORADOR | COOLER WATER PUMP CONTACTOR | CONTACTEUR POMPE D'EAU EVAPORATEUR | KOHLERWASSERPUMPEN-SCHOTZ | CONTATTORE POMPA ACQUA |
| 11KM CONTACTOR VENTILADORES, VELOCIDAD BAJA | CONTACTOR FAN, LOW SPEED | CONTACTEUR VENTILATEUR BASSE VITESSE | VENTILATOR TIEFGESCHWINDIGKEIT SCHOTZ | CONTATTORE VENTILATORE BASSA VELOCITA' |
| 12KM CONTACTOR VENTILADORES, VELOCIDAD ALTA | CONTACTOR FAN, HIGH SPEED | CONTACTEUR VENTILATEUR HAUTE VITESSE | VENTILATOR HOCHGESCHWINDIGKEIT SCHOTZ | CONTATTORE VENTILATORE ALTA VELOCITA' |
| 41K RELE CALENTADORES | HEATER CONTROL RELAY | RELAIS COMMANDE RECHAUFFEUR | HEIZUNGS-REGELRELAIS | RELE' DI CONTROLLO ELETTORISCALDATORI |
| 1Q INTERRUPTOR GENERAL | MAIN SWITCH | INTERRUPTEUR PRINCIPAL | HAUPTSCHALTER | INTERRUTTORE GENERALE |
| 90SP INTERRUPTOR DE FLUJO BOMBA DE AGUA | WATER PUMP FLOW SWITCH | DETECTEUR DEBIT D'EAU POMPE | STROMUNGWAECHTER WASSERPUMPE | FLUSSOSTATO POMPA ACQUA |
| 1TC TRANSFORMADOR DE CIRCUITO DE CONTROL ELECTRONICO | ELECTRONIC CONTROL CIRCUIT TRANSFORMER | TRANSFORMATEUR DU CIRCUIT DE COMMANDE ELECTRONIQUE | ELEKTRONISCHER STEUERSTROMKREIS-TRANSFORMATOR | TRASFORMATORE CIRCUITO ELETTORONICO DI CONTROLLO |



SECCIONES CABLES-WIRE SECTIONS SECTIONS CABLES-KABELQUERSCHNIT SEZIONE CAVI	30RBY017	30RBY021
400V-3N~ -50Hz	6mm ²	6mm ²

INTENSIDAD MAXIMA MOTOR-MAXIMUM MOTOR CURRENT INTESITE MAXIMUM DU MOTEUR-MAXIMALER MOTORSTROM MASSIMA CORRENTE ASS.DEL MOTORE	30RBY017	30RBY021
400V-3~ -50Hz	1EC	13A 16A
	91EP	1,5 A 1,5 A
	11EV - 12EV	3A 3 A

Ir RELE' TERMICO-THERMAL RELAY Ir RELAIS THERMIQUE Ir-WARMERELAIS Ir RELE' TERMICO Ir	30RBY017	30RBY021
400V-3~ - 50Hz	91FR	1,6A 1,6A

VER INSTRUCCIONES DE INSTALACION
SEE INSTALLATION/OPERATION MANUAL (IOM)
VOIR MANUEL D'INSTALLATION/DE FONCTIONNEMENT
SIEHE INSTALLATIONS/BETRIEBS-HANDBUCH (IOM)
VEDERE MANUALE D'INSTALLAZIONE (IOM)

B036690H02-Pag.3

B036690H02_

Questo disegno è di proprietà della Carrier S.p.A. Tutti gli usi sono proibiti, tranne se su suo consenso scritto.

DATA	20/06/2013
DIS	riboldi_g
CONTR	<i>[Signature]</i>
N° PCA	968

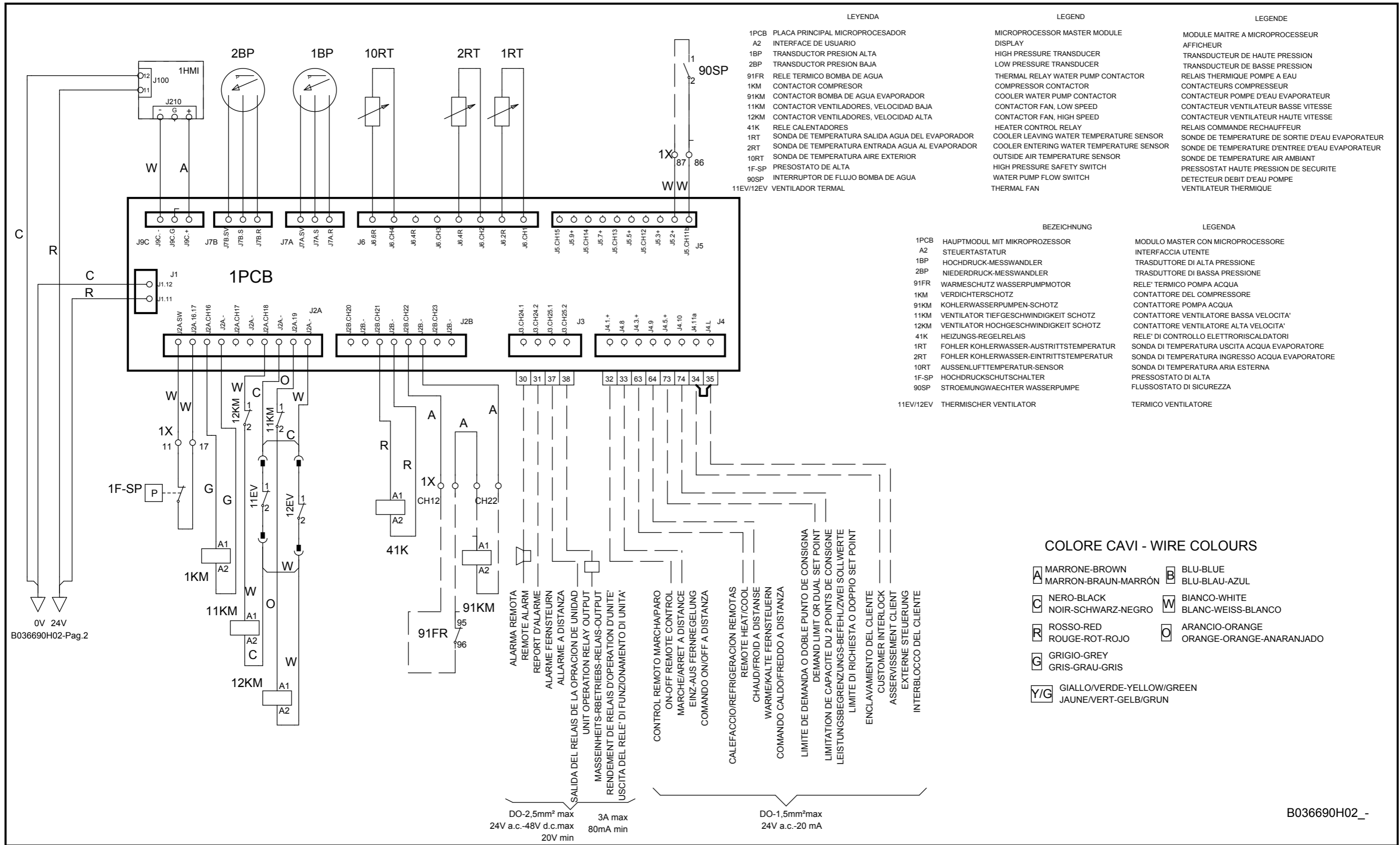


Carrier S.p.A.
Via R. Sanzio, 9
20058 Villasanta (MI) - Italy

TITOLO	WIRING DIAGRAM
	30RBY017_021_0B

CODICE	B036690H02	REV.	-
STATO	RILASCIATO	PAG.	2

PCA	DESCRIZIONE MODIFICA	DATA	DIS	CON	SUB
-----	----------------------	------	-----	-----	-----



Questo disegno è di proprietà della Carrier S.p.A. Tutti gli usi sono proibiti, tranne se su suo consenso scritto.

DATA	19/06/2013
DIS	riboldi_g
CONTR	
N° PCA	968



Carrier S.p.A.
Via R. Sanzio, 9
20058 Villasanta (MI) - Italy

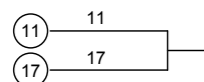
TITOLO
WIRING DIAGRAM
30RBY017_021_0B

KODICE
B036690H02
STATO
RILASCIATO

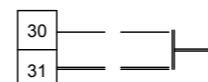
REV.
-
PAG. 3
8 PG

PCA	DESCRIZIONE MODIFICA	DATA	DIS	CON	SUB
-----	----------------------	------	-----	-----	-----

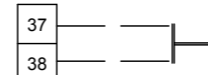
BORNE	MARCA CABLE	FUNCION	BORNE	DESTINO	BORNE	FUNCION
TERMINAL	CABLE MARK	FUNCTION	TERMINAL	DESTINATION	TERMINAL	FUNCTION
BORNIER	REPERAGE CABLE	FONCTION	BORNIER	DESTINATION	BORNIER	FONCTION
KLEMME	KABEL-MARKIERUNG	FUNKTION	KLEMME	ANSCHLUSSORT	KLEMME	FUNKTION
MORSETTO	MARCATURA CAVI	FUNZIONE	MORSETTO	SCOPO	MORSETTO	FUNZIONE



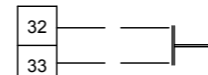
PRESOSTATO DE ALTA 1F-SP
HIGH PRESSURESTAT 1F-SP
PRESSOSTAT DE HAUTE PRESSION 1F-SP
HOCHDRUCKSCHALTER 1F-SP
PRESOSTATO DI ALTA 1F-SP



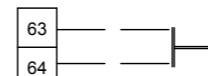
ALARMA REMOTA
REMOTE ALARM
REPORT D'ALARME
ALARME FERNSTEUERN
ALLARME A DISTANZA



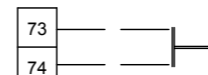
CONTROL DE CALDERA
BOILER CONTROL
COMMANDE CHAUDIERE
SCHALTKNOPF HEIZKESSEL
CONTROLLO CALDAIA



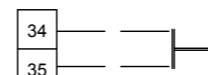
CONTROL REMOTO MARCHA/PARO
ON-OFF REMOTE CONTROL
MARCHE/ARRET A DISTANCE
EINZ-AUS FERNREGELUNG
COMANDO ON/OFF A DISTANZA



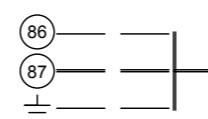
CALEFACCION/REFRIGERACION REMOTAS
REMOTE HEAT/COOL
CHAUD/FROID A DISTANCE
WARME/KALTE FERNSTEUERN
COMANDO CALDO/FREDDO A DISTANZA



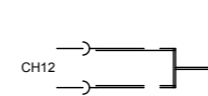
LIMITE DE DEMANDA O DOBLE PUNTO DE CONSIGNA
DEMAND LIMIT OR DUAL SET POINT
LIMITATION DE CAPACITE OU 2 POINTS DE CONSIGNE
LEISTUNGSBEGRENZUNGS-BEFEHL / ZWEI SOLLWERTE
LIMITE DI RICHIESTA O DOPPIO SET POINT



ENCLAVAMIENTO DEL CLIENTE
CUSTOMER INTERLOCK
ASSERVISSEMENT CLIENT
EXTERNE STEUERUNG
INTERBLOCCO DEL CLIENTE



INTERRUPTOR DE FLUJO SP90
WATER FLOW SWITCH SP90
INTERRUPTEUR DE DEBIT D'EAU SP90
WASSERSTRUMUNGSSCHALTER SP90
FLUSSOSTATO ACQUA SP90

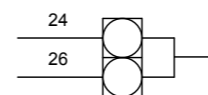


RELE TERMICO BOMBA DE AGUA
THERMAL RELAY WATER PUMP CONTACTOR
RELAIS THERMIQUE POMPE A EAU
WARMESCHUTZ WASSERPUMP MOTOR
RELE TERMICO POMPA ACQUA

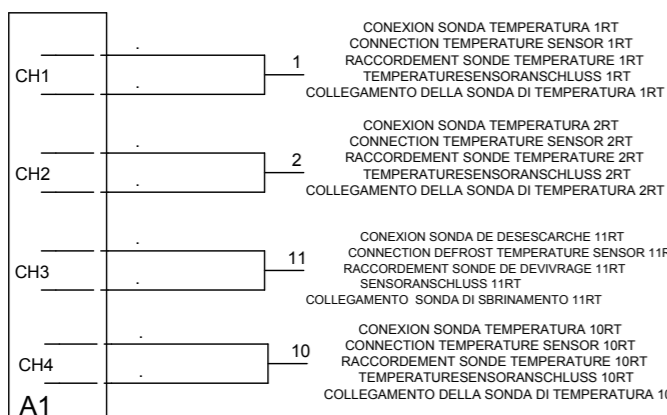


CONTACTOR BOMBA DE AGUA
WATER PUMP CONTACTOR
CONTACTEUR POMPE D'EAU
WASSERPUMPEN-SCHOTZ
CONTATTORE POMPA ACQUA

OPCIONAL - OPTIONAL - OPTION - WAHLWEISE - OPTIONAL



ALIMENTACION CALENTADOR DE CARTER (CAJA BORNAS COMPRESOR) 400V/230V SEGUN ESQUEMA DE CONEXION
CRANKCASE HEATER SUPPLY (COMPRESSOR BOX) 400V/230V ACCORDING TO WIRING DIAGRAM
ALIMENTATION RECHAUFFEUR DE CARTER (BOITE COMPRESSEUR) 400V/230V AU SCHEMA DE CABLAGE
EINSPEISUNG KURBELWANNENHEIZUNG (ANSCHLUSSKASTEN KOMPRESSORMOTOR) 400V/230V GEMAB SCHALTPLAN
ALIMENTAZIONE DELL'ELETTORISCALDATORE DEL CARTER (SCATOLA ELETTRICA COMPRESSORE) 400V/230V COME SCHEMA ELETTRICO



CONEXION SONDA TEMPERATURA 1RT
CONNECTION TEMPERATURE SENSOR 1RT
RACCORDEMENT SONDE TEMPERATURE 1RT
TEMPERATURESENSORANSCHLUSS 1RT
COLLEGAMENTO DELLA SONDA DI TEMPERATURA 1RT

CONEXION SONDA TEMPERATURA 2RT
CONNECTION TEMPERATURE SENSOR 2RT
RACCORDEMENT SONDE TEMPERATURE 2RT
TEMPERATURESENSORANSCHLUSS 2RT
COLLEGAMENTO DELLA SONDA DI TEMPERATURA 2RT

CONEXION SONDA DE DESESCARCHE 11RT
CONNECTION DEFROST TEMPERATURE SENSOR 11RT
RACCORDEMENT SONDE DE DEVIVRAGE 11RT
SENSORANSCHLUSS 11RT
COLLEGAMENTO SONDA DI SBRINAMENTO 11RT

CONEXION SONDA TEMPERATURA 10RT
CONNECTION TEMPERATURE SENSOR 10RT
RACCORDEMENT SONDE TEMPERATURE 10RT
TEMPERATURESENSORANSCHLUSS 10RT
COLLEGAMENTO DELLA SONDA DI TEMPERATURA 10RT

SALIDA AGUA EVAPORADOR
COOLER OUTLET WATER
SORTIE EAU EVAPORATEUR
KOHLEWASSER-AUSTRITT
USCITA ACQUA DALL'EVAPORATORE

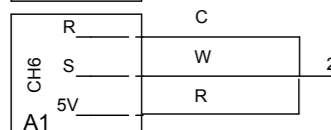
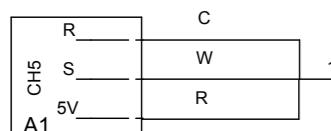
ENTRADA AGUA EVAPORADOR
COOLER INLET WATER
ENTREE EAU EVAPORATEUR
KOHLEWASSER-EINTRITT
INGRESSO ACQUA NELL'EVAPORATORE

DESESCARCHE
DEFROST TEMPERATURE
DEFIVRAGE
VON ABTAUEN
SBRINAMENTO

TEMPERATURA AIRE EXTERIOR
AMBIENT OR OUTSIDE AIR TEMPERATURE
TEMPERATURE AIR AMBIANT DU EXTERIEUR
UMGEBUNGS- ODER AUSSENLUFTTEMPERATUR
TEMPERATURA ARIA ESTERNA

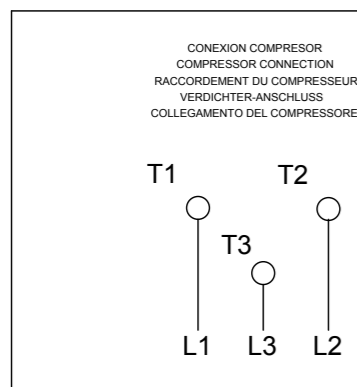
PRESION DE DESCARGA COMPRESOR 1BP
DISCHARGE PRESSURE COMPRESSOR 1BP
PRESSION REFOULEMENT COMPRESSEUR 1BP
VERDICHUNGSDRUCK KOMPRESSOR 1BP
PRESSIONE DI MANDATA COMPRESSORE 1BP

PRESION DE ASPIRACION COMPRESOR 2BP
SUCTION PRESSURE COMPRESSOR 2BP
PRESSION ASPIRATION COMPRESSEUR 2BP
SAUGDRUCK KOMPRESSOR 2BP
PRESSIONE D'ASPIRAZIONE COMPRESSORE 2BP



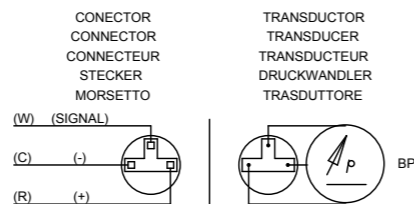
WIRE COLORS

- R- ROSSO-RED-ROUGE-ROT
- W- BIANCO-WHITE-BLANC-WEISS
- C- NERO-BLACK-NOIR-SCHWARZ



CONEXION COMPRESOR
COMPRESSOR CONNECTION
RACCORDEMENT DU COMPRESSEUR
VERDICHTER-ANSCHLUSS
COLLEGAMENTO DEL COMPRESSORE

DETALLE CONECTOR/TRANSDUCOR 1BP A 2BP
CONNECTOR/TRANSDUCER DETAIL 1BP TO 2BP
DETAIL CONNECTEUR/TRANSDUCTEUR 1BP A 2BP
DETAIL STECKER/DRUCKWANDLER 1BP BIS 2BP
DETTAGLIO CONNETTORE TRASDUTTORE 1BP A 2BP



B036690H02_

Questo disegno è di proprietà della Carrier S.p.A. Tutti gli usi sono proibiti, tranne se su suo consenso scritto.

DATA	18/06/2013
DIS	riboldi_g
CONTR	
N° PCA	968



Carrier S.p.A.
Via R. Sanzio, 9
20058 Villasanta (MI) - Italy

TITOLO
WIRING DIAGRAM
30RBY017_021_0B

CODICE
B036690H02
STATO
RILASCIATO

REV.
-
PAG. 4
8 PG

PCA	DESCRIZIONE MODIFICA	DATA	DIS	CON	SUB
-----	----------------------	------	-----	-----	-----